

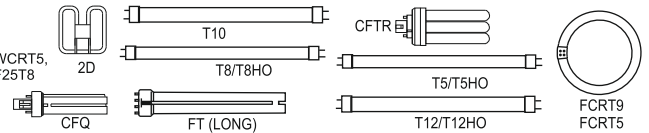


FH11-UNV-750L-CEC-A

Description: Firehorse Emergency Ballast for use with or without AC ballast designed to add emergency lighting when main AC power is interrupted for minimum of 90 minutes at reduced illumination. The emergency ballast is not intended for general purpose lighting applications. Complies with minimum light output for emergency lighting equipment as per UL 924, supplement "SH". Consult with factory when using EM Ballast with low mercury lamps (TCP).

This Ballast Will Operate Following Lamps:

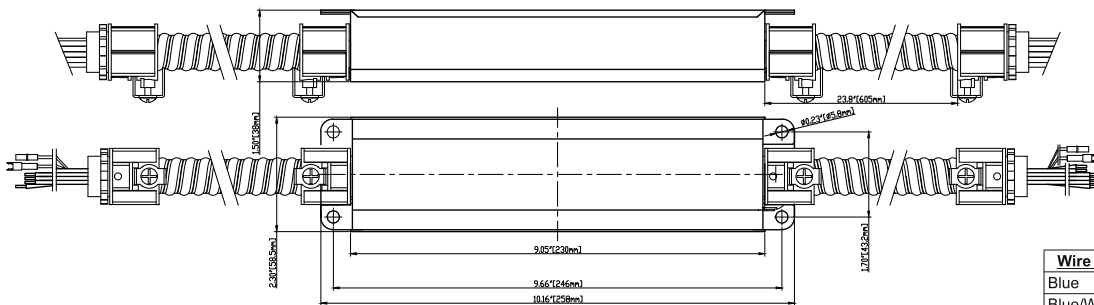
1X - F54T5HO, F72T8HO, FT50W, FT40W, F84T12HO, F39T5HO, F28T5, F60T12SL, F60T12HO, CFTR42W, 40WCRT9, 2D38W, CFTR32W, F70T8, FT55W, F40T8, F60T8HO, F40T12, F96T12SL, FT36/39W, F58T8, CFQ26W, 22WCRT5, 55WCRT5, F48T12HO, F32T8(30W), F32T8, F32T8(28W), F21T5, F24T5HO, 32WCRT9, 2D28W, F14T5, FT24/27W, F32T8(25W), F25T8
 2X - FT24/27W, F40T12, F25T8, CFTR18W, 2D28W, FT18W, F30T12, F17T8, F20T12,
 Lamps Suitable for use in 15°C TO 55°C (59°F TO 132°F) ambient temperatures:
 1X - F96T12HO, F96T12HO, F54T5HO, F35T5; 2X - CFQ13W, CFTR26W, CFTR13W, 2D38W



General Specifications

Input Voltage	120V - 277V + 10% ,50 / 60Hz
Input Current	53mA @ 120VAC / 30mA @ 277VAC
Input Power	3W
Stand By Power	0.9W
Ballast Type	Emergency
Minimum Illumination Time	90 Minutes
Recharge Time	24 Hours
Max Initial Light Output	750 Lumens
Temperature Range (Ambient)	0°C to 55°C (32°F to 131°F) or 15°C to 55°C (59°F to 131°F) When Used with: F96T12HO(110W x1, F96T12HO(95W) x1, F54T5HO x1, F35T5 x1,CFQ13W x2, CFTR26W x2, CFTR13W x2, 2D38 x2
Battery Type	High Temperature Rechargeable Ni-CAD - Maintenance Free
Battery Voltage	3.6Vdc
Minimum Battery Rating	14.4Wh
Battery Capacity	4.0Ah
Compliance	Meets or exceeds UL 924 - N.E.C and LSC Emergence Operation Requirement UL For Damp Location - Factory and Field Installation
Charging Indicator Light	LED
Case Type	Sealed - Vandal Resistant - Painted Steel
Ballast Weight	1.9 lbs.
AC Ballast Compatibility	Electronic Fluorescent - Standard and Dimming
AC Ballast EOL Compatibility	Time Delay Circuit
Lamp Compatibility	Fluorescent Single / Bi-Pin / 4-Pin Without Starter
Fixture Compatibility	Indoor Switched and Unswitched Type
Wire Connection (Standard)	Standard Wire Leads
LED Test Switch Type (Standard)	Test Switch and LED Indicator
*Note	Designed for use with standard and TCLP "Green" lamps

Mechanical Data



Wire Color	Length
Blue	31.5"± 2
Blue/White	31.5"± 2
Yellow/Black	31.5"± 2
Yellow	31.5"± 2
Brown With Connector	
Brown	31.5"± 2
Brown	31.5"± 2

Wire Color	Length
Black	31.5"± 2
White	31.5"± 2
White/Black	31.5"± 2
Red	31.5"± 2
Inverter Connectors	
Red	31.5"± 2
White	31.5"± 2
LED Test Switch	
Red/White	31.5"± 2
Red	31.5"± 2



FH11-UNV-750L-CEC-A

APPLICATION

The FireHorse emergency ballast can be used to add emergency lighting with or without an AC ballast and with most fluorescent luminaires without affecting normal luminaire operation. The emergency ballast is designed for factory or field installation and can be mounted on top, inside, or remote from the luminaire. If used in an emergency-only luminaire, no AC ballast is required. The FireHorse emergency ballast is not suitable for use in air handling heated air outlets, outdoor, wet, or hazardous locations. The emergency ballast should not be installed near gas or electric heaters. The FireHorse emergency ballast is rated for Indoor Dry/Damp locations, including luminaires rated for UL wet locations .

OPERATION

The FireHorse emergency ballast is designed to immediately switch to the emergency mode when the primary AC power is interrupted, illuminating one or two lamps at a reduced lumen output for a minimum of 90 minutes. Upon restoration of primary AC power, the FireHorse emergency ballast immediately returns to a battery charging mode. The LED indicator light source when illuminated indicates battery is in charge mode when AC power is applied. It is recommended and by code required to test the emergency ballast every 30 days to ensure that the ballast is functioning as evidenced by reduced illumination of one or two lamps when pushing the test switch. It is also recommended a 90 minute discharge test is performed one time every 12 months. Battery requires 24 hours to fully re-charge.

INSTALLATION

The FireHorse emergency ballast may be used with either a switched or un-switched luminaire. If a switched luminaire is used, an un-switched hot lead must be connected to the emergency ballast to ensure the ballast remains in an uninterrupted charge condition while primary AC power source is active. Reference Installation Instructions for appropriate wiring or contact Fulham Customer Service. The FireHorse emergency ballast must be fed from the same branch circuit as the AC ballast. Installation is not recommended with luminaires where the ambient temperature may fall below 0° C for extended periods as this may affect the operation of the emergency ballast.

REMOTE MOUNTING

The FireHorse emergency ballast may be remote-installed up to half the distance the AC ballast manufacturer recommends for remote mounting the AC ballast from the lamp, or up to 50 feet, whichever is less distance. The remote test switch plate may be mounted within 50 feet of the luminaire and is subject to NEC and applicable local electrical code.

UL and CODE COMPLIANCE

The FireHorse emergency ballast has been tested by Underwriters Laboratories in accordance with the standards contained in UL924, "Emergency Lighting and Power Equipment", and is UL approved for factory or field installations. Emergency illumination time meets or exceeds the National Electrical Code (NEC), Life Safety Code (NFPA-LSC) and UL 90 minute requirements. This product does meet CEC Title 20 Code of Regulations.

BATTERY

The FireHorse emergency ballast contains a uniquely constructed, high-temperature rechargeable nickel cadmium battery. The battery is sealed within the ballast housing and is not replaceable. The battery must be recycled or disposed of properly and in compliance with federal, state and local regulations.

EMERGENCY ILLUMINATION

Illumination output varies with number of lamps, either 1 or 2 lamps, and lamp wattage requirement. The FireHorse model FH11-UNV-750L-CEC-A is designed to produce 750 initial emergency lumen output; if model works with 2 lamps the total initial lumens is distributed between the 2 illuminated lamps. Refer to Table 1 for average lumen output for selected lamps. This product will not operate more than one lamp in battery (EM) mode with a Rapid/Program start ballast.

SPECIFICATION

Emergency lighting shall be provided by using a FireHorse emergency ballast with a standard fluorescent luminaire equipped with or without an AC ballast. The emergency ballast shall be capable of operating one or two fluorescent lamps as referenced in Table 1. The emergency ballast shall conform to specifications contained in Electrical Data Table and comply with standards set forth by the current NEC. The emergency ballast shall be UL approved for installation on top, inside, or remote from the luminaire.

NOTE: USE OF LOW MERCURY "GREEN" LAMPS

A growing number of fluorescent lamp manufacturers have reduced the level of mercury content in their products. While this is helpful to the environment, the lower mercury content makes the lamp more difficult to start in emergency mode, particularly in a compact fluorescent cold-start emergency-only application without an AC ballast. Please contact Fulham Customer Service for further assistance if needed.

WARRANTY

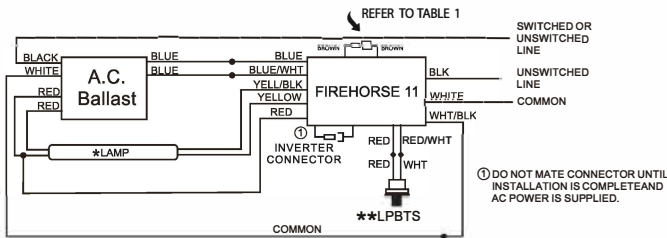
Fulham Co., Inc. extends limited warranty only to the original purchaser or to the first user for the period of 5 years from the date of manufacture as indicated by the date code stamped on each product and when properly installed and under normal conditions of use. For additional warranty guide line, please refer to our Complete Product Catalog (www.fulham.com) OR call Customer Service at 1-323-779-2980. Due to a program of continuous improvement, Fulham Co., Inc. reserves the right to make any variation in design or construction to the equipment described.

FH11-UNV-750L-CEC WITHOUT INTEGRAL	WATTS (W)	Number Of Lamps		Brown Connect
		1-LAMP	2-LAMPS	
F96T12HO	110	OK	X	Open
F96T12HO	95	OK	X	Open
F54T5HO	54	OK	X	Closed
F35T5	35	OK	X	Open
F54T5HO	49	OK	X	Closed
F72T8HO	65	OK	X	Open
FT50W	50	OK	X	Closed
FT40W	40	OK	X	Closed
F84T12HO	100	OK	X	Open
F39T5HO	39	OK	X	Closed
F28T5	28	OK	X	Open
F60T12SL	50	OK	X	Closed
F60T12HO	75	OK	X	Closed
CFTR42W	42	OK	X	Closed
40WCRT9	40	OK	X	Closed
2D38W	38	OK	X	Open
CFTR32W	32	OK	X	Closed
F70T8	70	OK	X	Open
FT55W	55	OK	X	Open
F40T8	40	OK	X	Open
F60T8HO	55	OK	X	Open
F40T12	40	OK	X	Closed
F96T12SL	60	OK	X	Open
FT36/39W	36/39	OK	X	Closed
F58T8	58	OK	X	Open
CFQ26W	26	OK	X	Closed
22WCRT5	22	OK	X	Closed
55WCRT5	55	OK	X	Open
F48T12HO	60	OK	X	Closed
F32T8(30W)	30	OK	X	Open
F32T8	32	OK	X	Open
F32T8(28W)	28	OK	X	Open
F2T5	21	OK	X	Closed
F24T5HO	24	OK	X	Closed
32WCRT9	32	OK	X	Closed
2D28W	28	OK	X	Open
F14T5	14	OK	X	Closed
FT24/27W	24/27	OK	X	Closed
F32T8(25W)	25	OK	X	Open
F25T8	25	OK	X	Open
CFQ13W	13	X	OK	Closed
CFTR26W	26	X	OK	Open
CFTR13W	13	X	OK	Closed
2D38W	38	X	OK	Open
FT24/27W	24/27	X	OK	Closed
F40T12	40	X	OK	Open
F25T8	25	X	OK	Open
CFTR18W	18	X	OK	Open
2D28W	28	X	OK	Open
FT18W	18	X	OK	Closed
F30T12	30	X	OK	Open
F17T8	17	X	OK	Open
F20T12	20	X	OK	Open

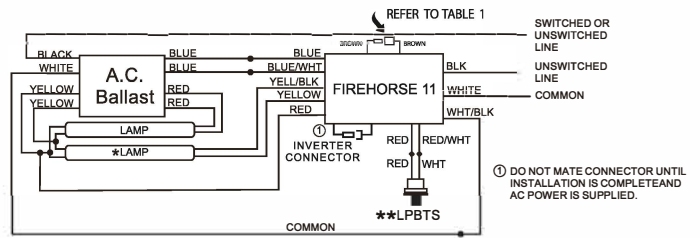
Partial list of lamps operated - contact Fulham Customer Service when referencing alternative lamps - lumen ratings may vary with lamp specifications, light loss, lamp and luminaire aintenance and other utilization factors.
NOTE: WIRING DIAGRAM S SHOWN ON SEPARATE SHEET

FH11-UNV-750L-CEC-A

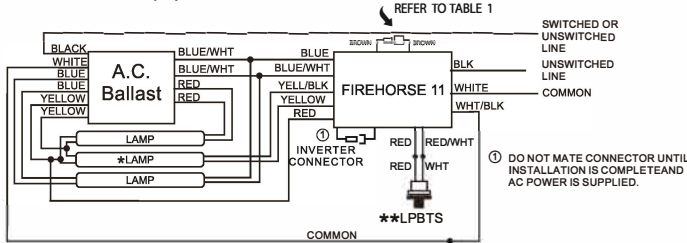
1. ONE (1) LAMP RAPID START AC BALLAST



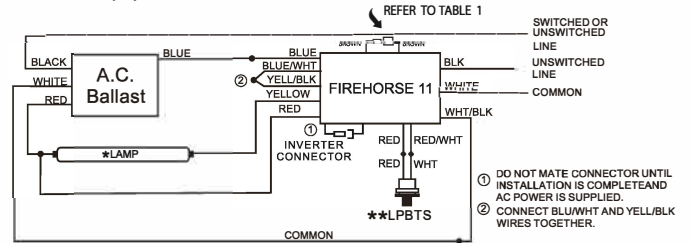
2. TWO (2) LAMPS RAPID START AC BALLAST



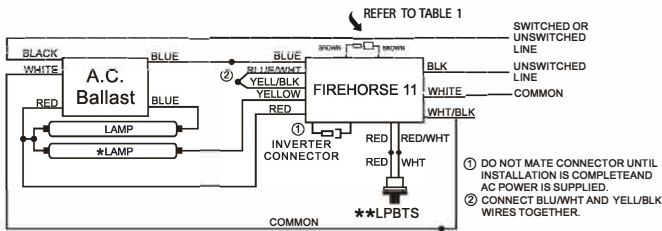
3. THREE (3) LAMPS RAPID START AC BALLAST



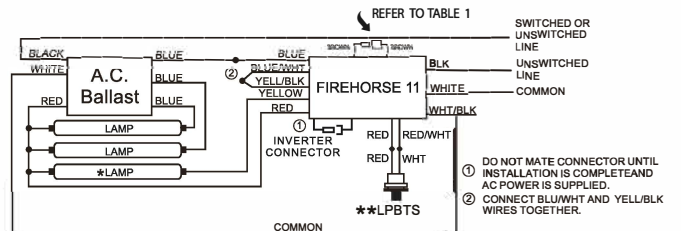
4. ONE (1) LAMP INSTANT START AC BALLAST



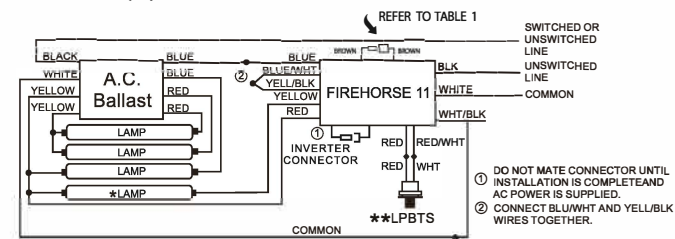
5. TWO (2) LAMPS INSTANT START AC BALLAST



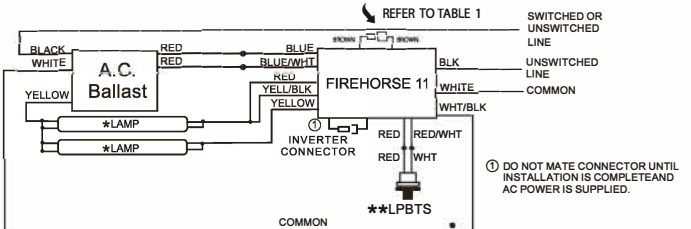
6. THREE (3) LAMPS INSTANT START AC BALLAST



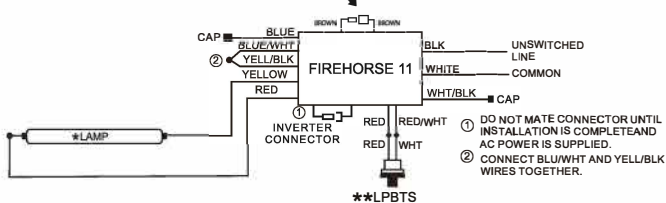
7. FOUR (4) LAMPS INSTANT START AC BALLAST



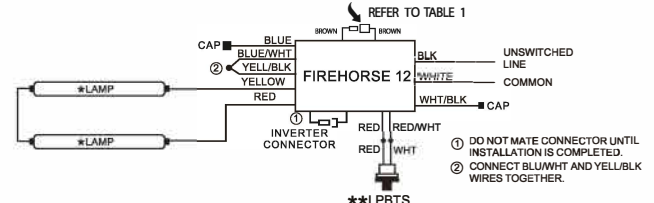
8. TWO (2) LAMPS INSTANT START AC BALLAST TWO LAMPS IN EMERGENCY



9. ONE (1) LAMP WITHOUT AC BALLAST EMERGENCY ONLY



10. TWO (2) LAMPS WITHOUT AC BALLAST TWO LAMPS IN EMERGENCY



*AC / EMERGENCY
**LIGHTED PUSH BUTTON TEST SWITCH (LPBTS)

NOTE: THIS PRODUCT WILL NOT OPERATE MORE THAN ONE LAMP IN BATTERY (EM) MODE WITH A RAPID/PROGRAM START BALLAST.

USE PROPER WIRENUTS TO CAP UNUSED LEADS