

Project Name:	
Type:	

Q22 Series

25 Watts max | 110 - 277VAC

PRODUCT FEATURE

- Universal Input range from 100VAC~304VAC, 50/60Hz
- Versatile mechanical design maximizes design flexibility.
- Form-factor: Available in metal and plastic
- Fully potted, suitable for dry and damp location applications
- 4 in 1 Dimming Control plus "ENABLE" input
- UL8750 and CE compliant
- Wide selection of pre-adjusted C/C outputs (factory setting)



ELECTRICAL SPECIFICATIONS

INPUT RANGE	:	100 - 277VAC
POWER FACTOR	:	> 0.92 at 65% to 100% load, 115VAC or 230VAC
INPUT CURRENT	:	0.3 Amps max. at 115VAC
OUTPUT CURRENT REGULATION	:	±3%
PROTECTION	:	OCP, SCP, OLP – Auto Recovery
CONTROL	:	0-10V dimmer; PWM (250-3KHz); Potentiometer; Enable
HOLD UP TIME	:	Half cycle min. at 120VAC and 80% rated load
FREQUENCY	:	47 to 63Hz
INRUSH CURRENT	:	2.0 Amps max. at 115VAC, cold start 25°C
EFFICIENCY	:	87% Typical
MAXIMUM POWER	:	25W (Constant Voltage)
LEAKAGE CURRENT	:	50uA typ.
DIMENSION	:	Refer to mechanical specifications
REGULATION COMPLIANCE	:	UL8750 or EN61347, EN55015, EN61547

ENVIRONMENTAL

OPERATING TEMPERATURE	:	-40 to 50°C, Tc: 85°C
STORAGE TEMPERATURE	:	-40 to + 85°C
HUMIDITY (NON-CONDENSING)	:	5% to 95%
COOLING	:	Convection
VIBRATION FREQUENCY	:	5 to 50Hz
MTBF	:	>100,00 Hours at full load and 25°C ambient conditions (TELC3 – Telcordia SR-332, Issue 3)

WARRANTY

- See [Limited Warranty Policy](#) for more additional information.

MODEL SELECTION

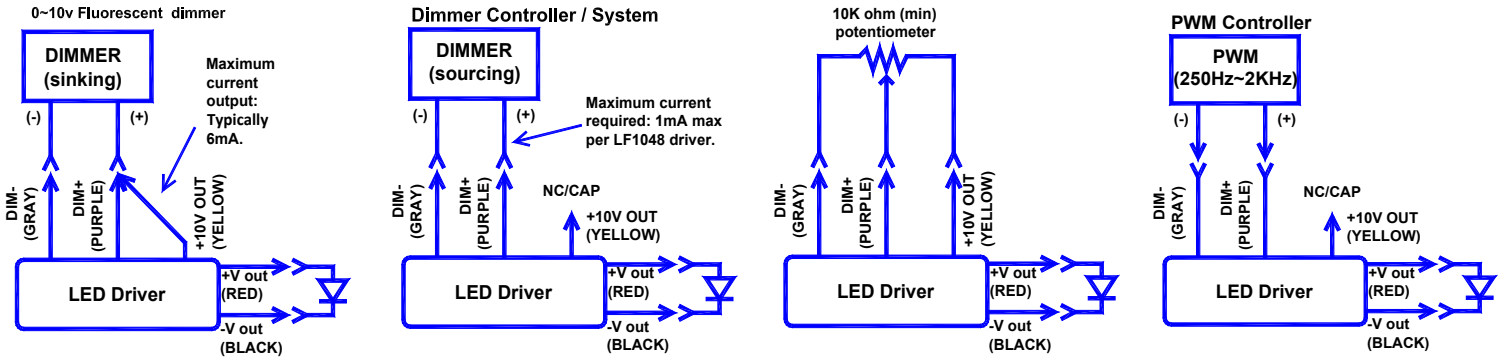
MODEL NUMBER	CONSTANT VOLTAGE MODE			MODEL NUMBER	CONSTANT CURRENT MODE		
	V (DC)	A (MA)	MAX. W		A (MA)	V (DC)	MAX. W
Q22-U12-XP	12, ±5%	1850	25	Q22-U12-Cyyyy-Xz	2500 ~ 1200	6 ~ 12	22
Q22-U24-XP	24, ±5%	920	25	Q22-U24-Cyyyy-Xz	1250 ~ 600	14 ~ 24	22
Q22-U36-XP	36, ±5%	610	25	Q22-U30-Cyyyy-Xz	1000 ~ 475	19 ~ 30	22
Q22-U48-XP	48, ±5%	460	25	Q22-U36-Cyyyy-Xz	825 ~ 400	23 ~ 36	22
Notes: yyyy = Output current "z" = P for plastic enclosure M for metal enclosure T for plastic enclosure with terminal blocks				Q22-U42-Cyyyy-Xz	700 ~ 350	27 ~ 42	22
				Q22-U48-Cyyyy-Xz	620 ~ 300	30 ~ 48	22
				Q22-U54-Cyyyy-Xz	550 ~ 250	34 ~ 54	22

Q22 Series

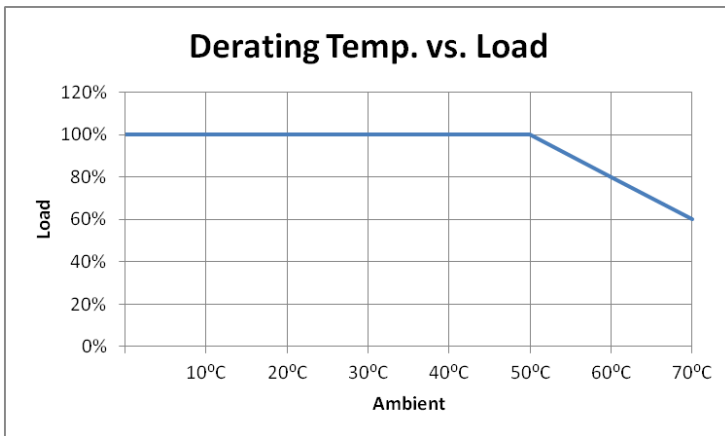
25 Watts max | 110 - 277VAC

Project Name:	
Type:	

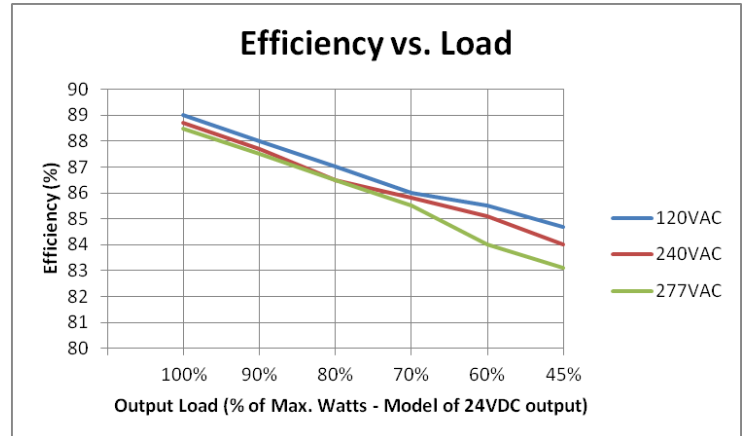
DIMMING WIRING DIAGRAM



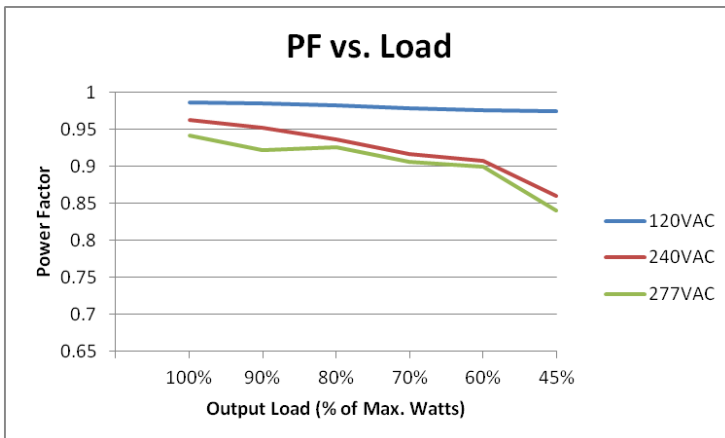
DE-RATING TEMP. VS. LOAD



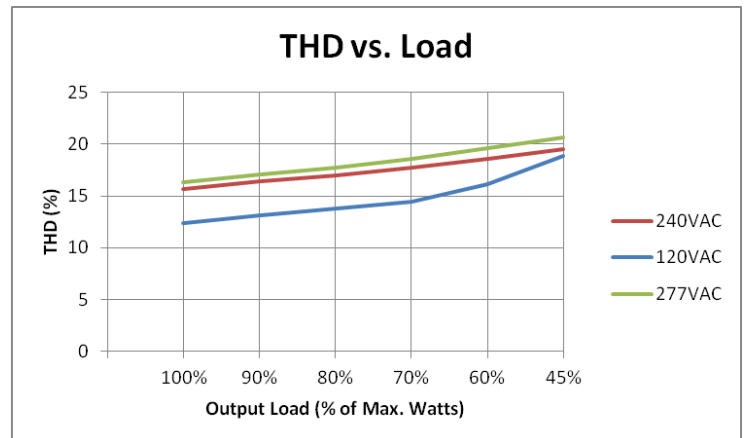
EFFICIENCY VS. LOAD



POWER FACTOR VS. LOAD



THD VS. LOAD

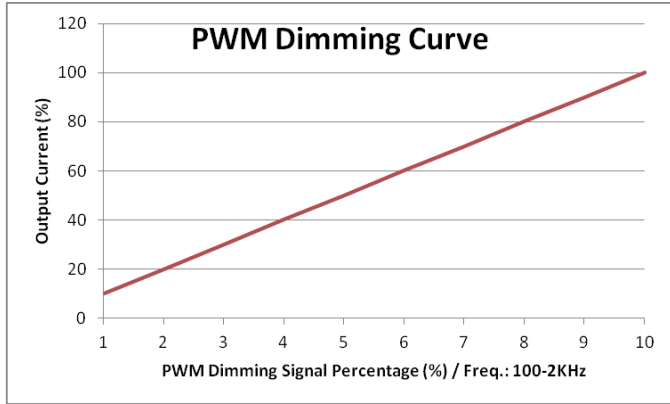


Project Name:	
Type:	

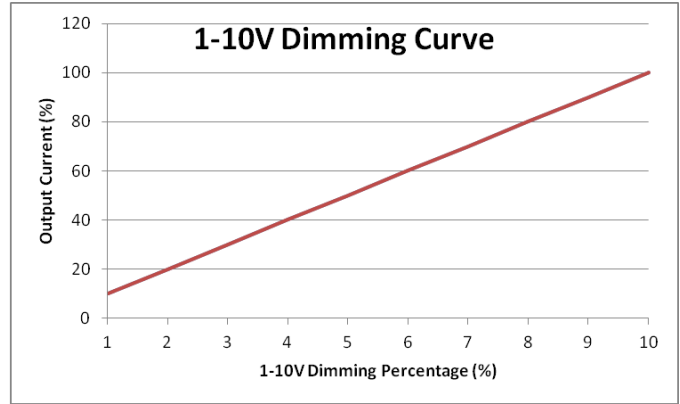
Q22 Series

25 Watts max | 110 - 277VAC

PWM DIMMING CURVE

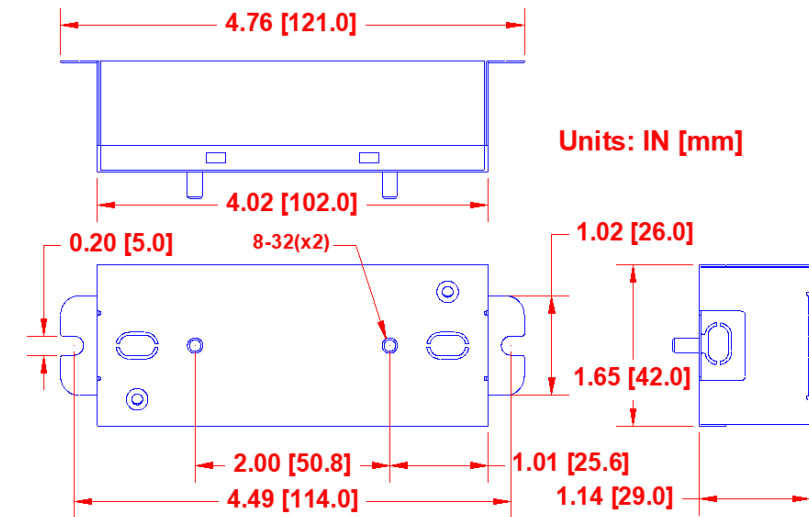


0-10V DIMMING CURVE

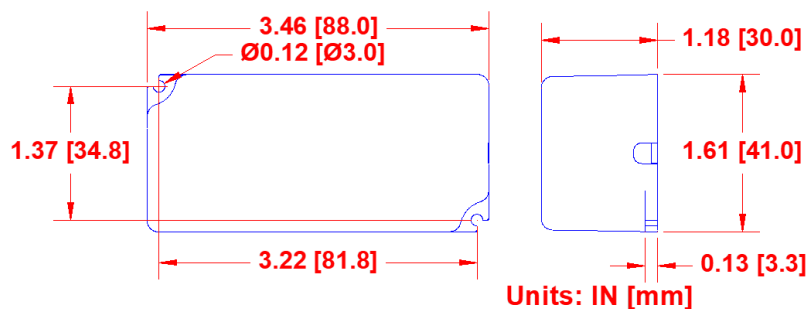


MECHANICAL DRAWING Q22-UXX-XP-CYYYY

Mechanical drawing below representing "non-XP" case dimensions



"Xm" – Stud-mountable Metal Case



"XP" – Plastic Case